

Money Transfers in Asia: An Outlook



Amar Das

Sigue Corp.

October 6th, 2014

12:00 am

IMTC

Two Basic Features

► **Send:**

Defined by Immigrants in Asia

► **Receive:**

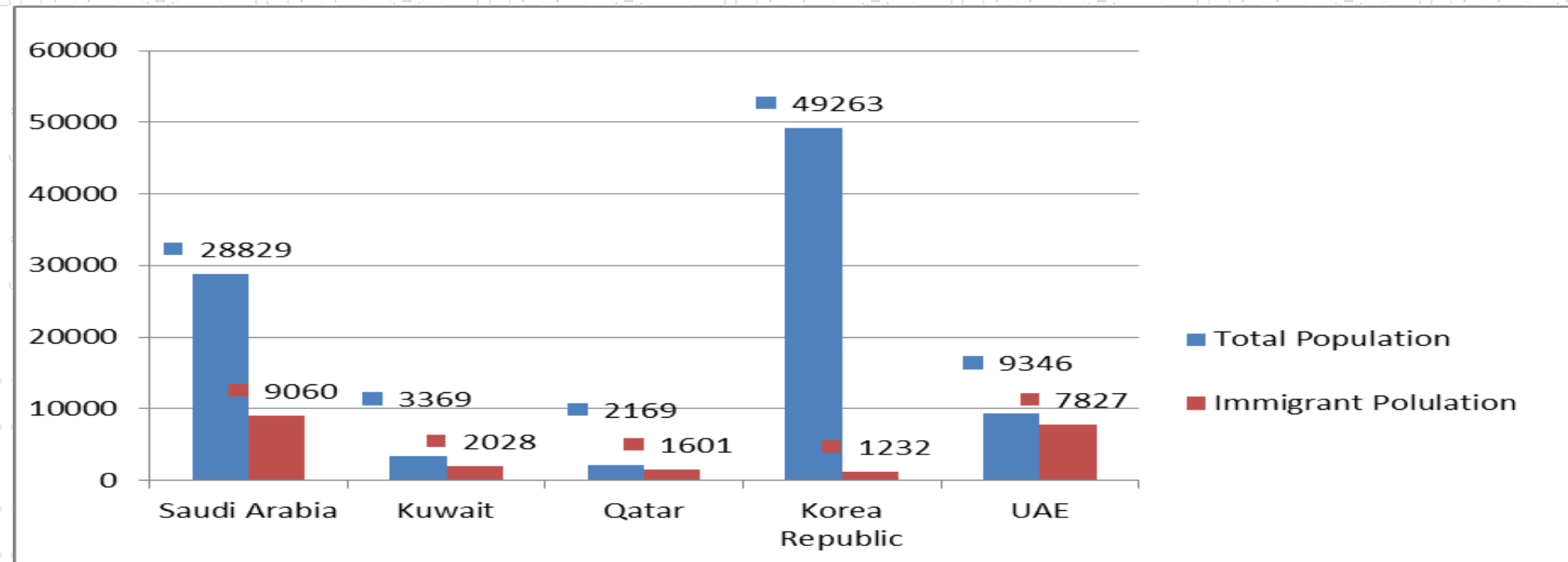
Defined by Emigrants from Asia

Immigrants / Emigrants

Top 5

Immigrants

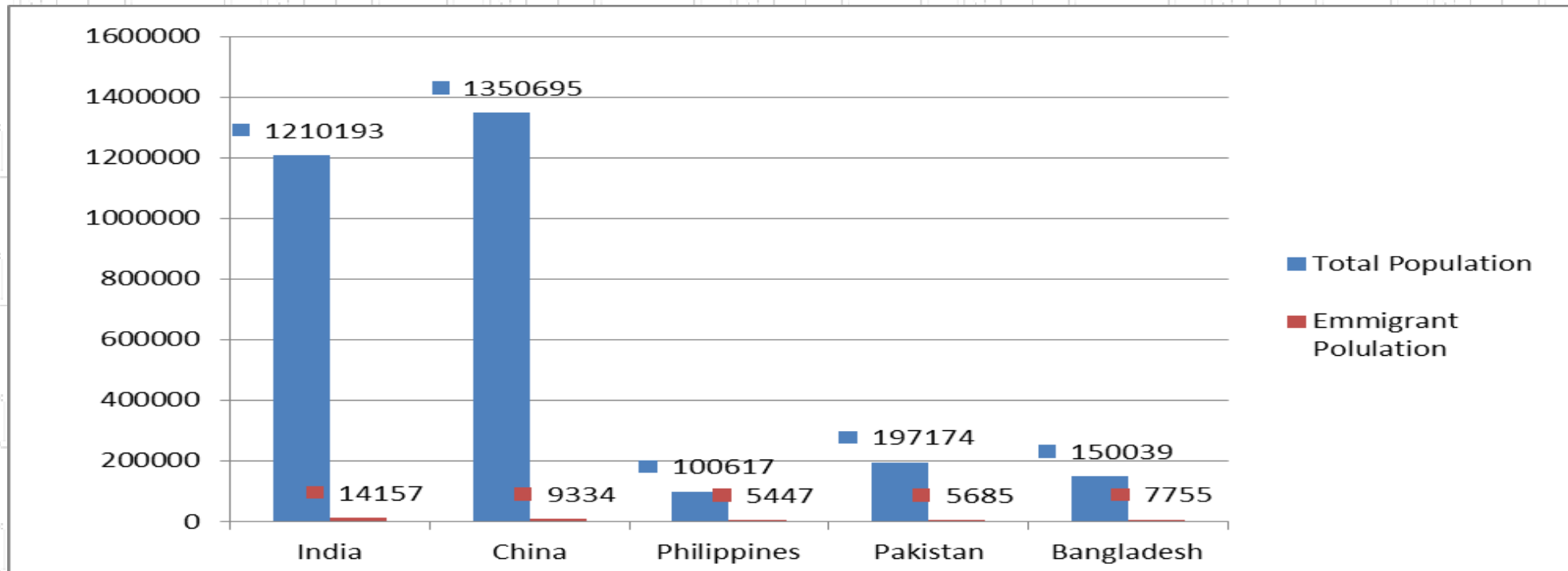
Country	Total Population	Immigrant Polulation	Migrant Share of Population
Saudi Arabia	28829	9060	31.43%
Kuwait	3369	2028	60.20%
Qatar	2169	1601	73.81%
Korea Republic	49263	1232	2.50%
UAE	9346	7827	83.75%



Scale: x 1000

Emigrants

Country	Total Population	Emigrant Population	Migrant Share of Population
India	1210193	14157	1.17%
China	1350695	9334	0.69%
Philippines	100617	5447	5.41%
Pakistan	197174	5685	2.88%
Bangladesh	150039	7755	5.17%

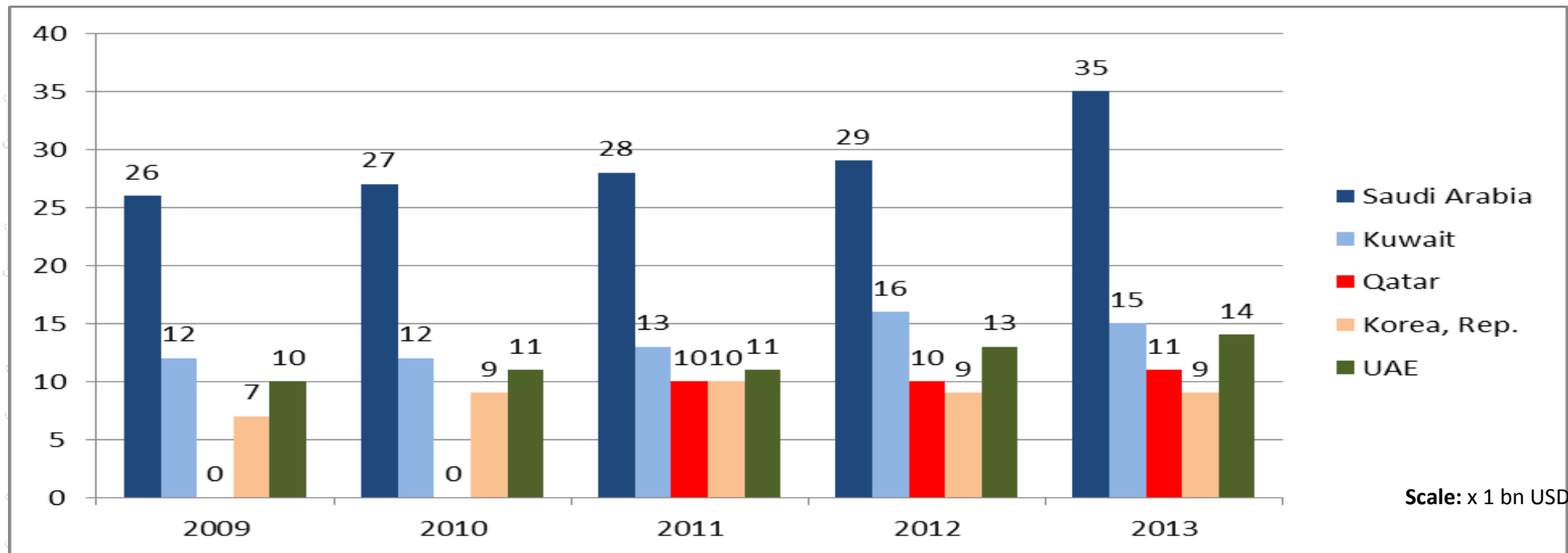


Scale: x 1000

Remittance Statistics

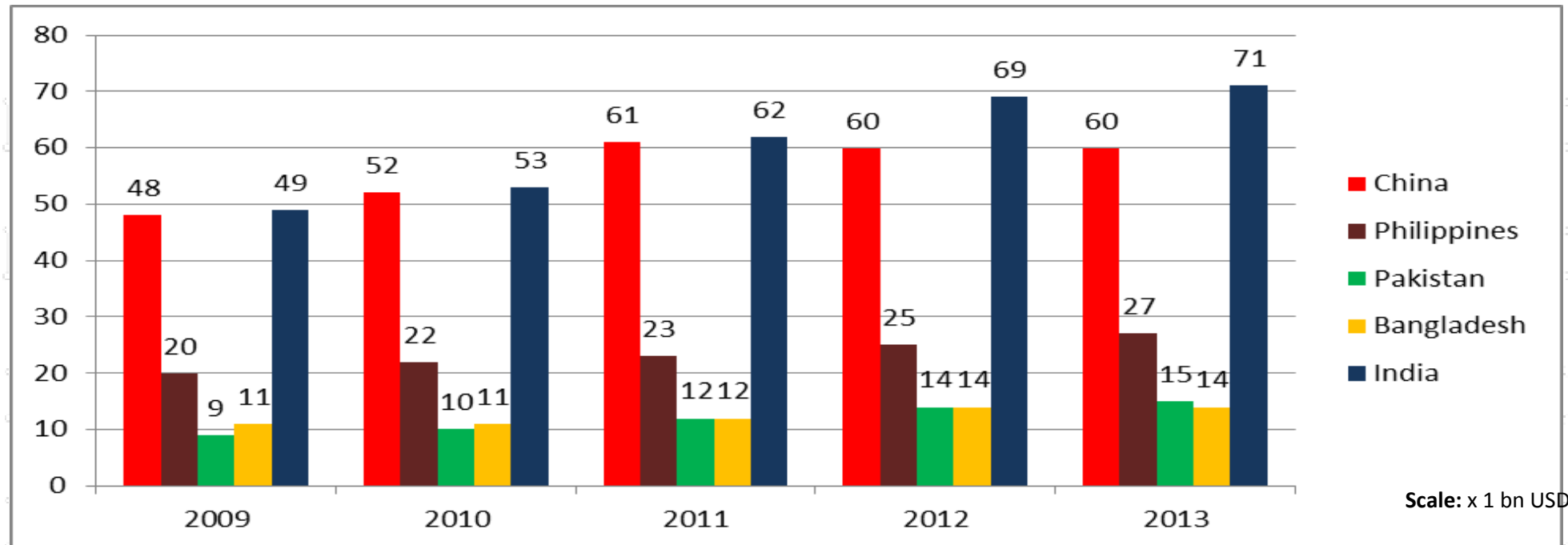
Senders

Country Name	2009	2010	2011	2012	2013
Saudi Arabia	26	27	28	29	35
Kuwait	12	12	13	16	15
Qatar	-	-	10	10	11
Korea, Rep.	7	9	10	9	9
UAE	10	11	11	13	14



Receivers

Country Name	2009	2010	2011	2012	2013
China	48	52	61	60	60
Philippines	20	22	23	25	27
Pakistan	9	10	12	14	15
Bangladesh	11	11	12	14	14
India	49	53	62	69	71



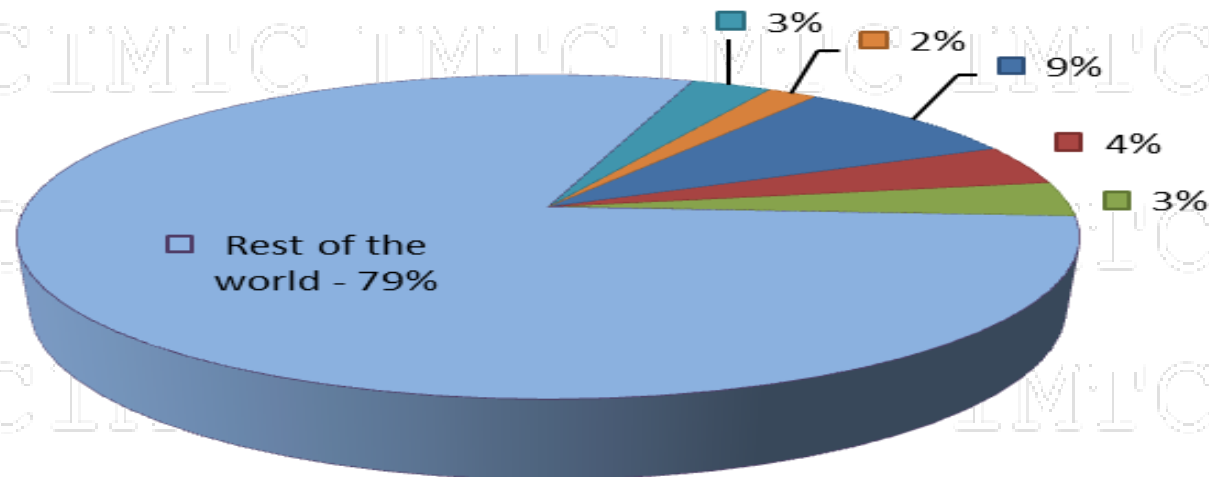
Contribution globally

Senders

Country Name	Asian Rank	Global Rank
Saudi Arabia	1	2
Kuwait	2	6
UAE	3	8
Qatar	4	11
Korea, Republic	5	12

Send % share in the global market for 3 years

■ Saudi Arabia ■ Kuwait ■ UAE ■ Qatar ■ Korea, Republic



Receivers

Country Name	Asian Rank	Global Rank
India	1	1
China	2	2
Philippines	3	3
Bangladesh	4	9
Pakistan	5	10

Receive % share in the global market for 3 years

■ India ■ China ■ Philippines ■ Bangladesh ■ Pakistan

